

TAPERED THREAD INSPECTION - TUBING, CASING, & PIPE



GAGEMAKER®



Required Equipment



Thread Profile



Lead Gages



MRP® Crest Diameter Gages



Thread Taper Gages



Thread Height Gages



Standards



Scale



Contact Points



Buttress Runout Gage*





TDWIN Taper™ Setup Sheet



*Required for Buttress Only

Inspection Process*


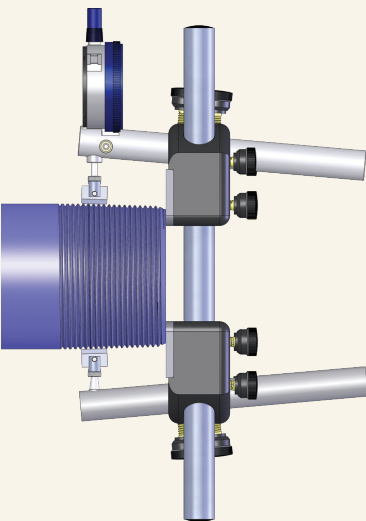
Step 1: Thread Form




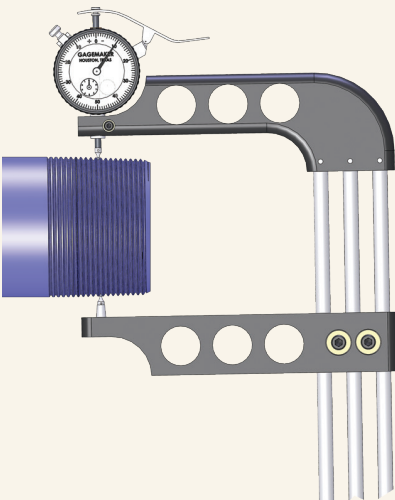
Step 2: Thread Lead





Step 3: Crest Diameter





Step 4: Thread Taper



Step 5: Thread Height



Step 6: Thread Length



*Buttress Casing also requires a Buttress Runout Gage

Email: info@threadcheck.com

www.threadcheck.com

(800) 767-7633