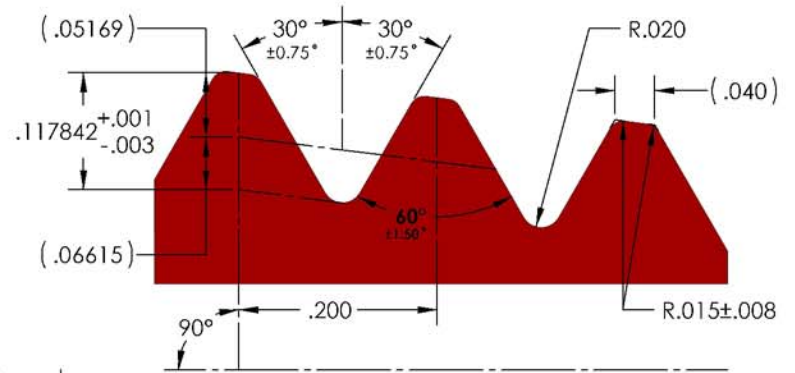


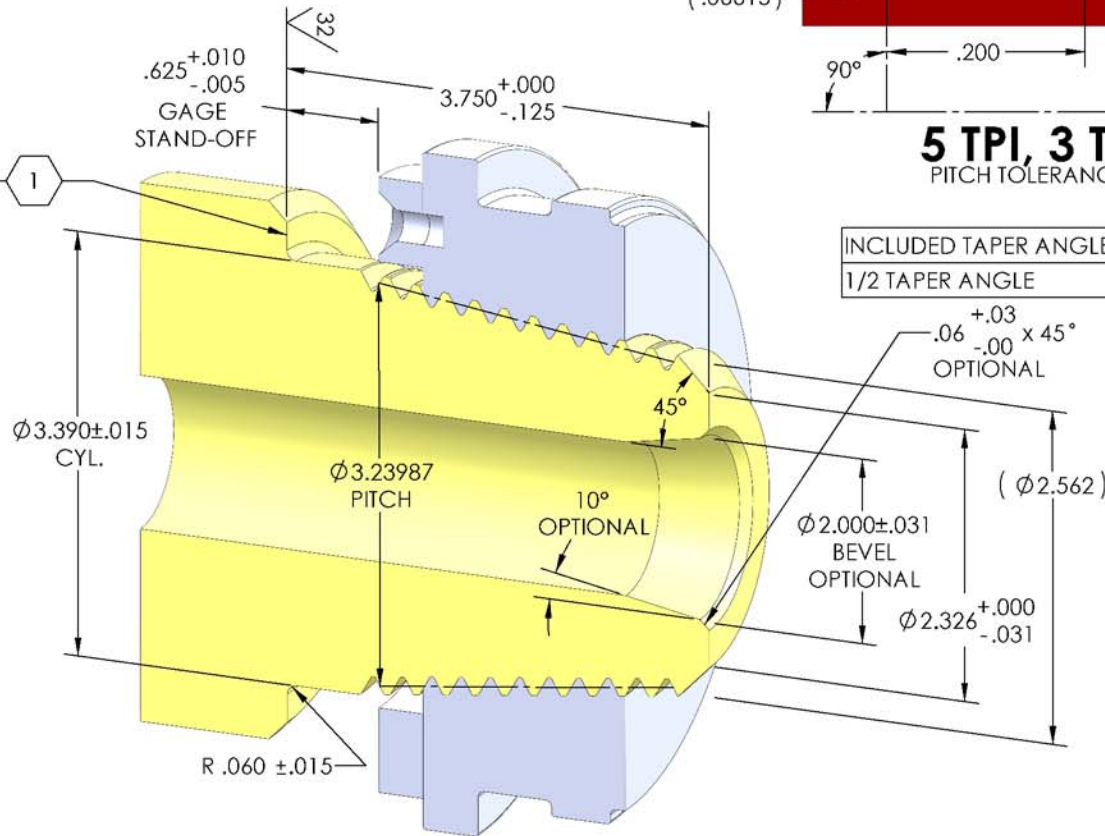
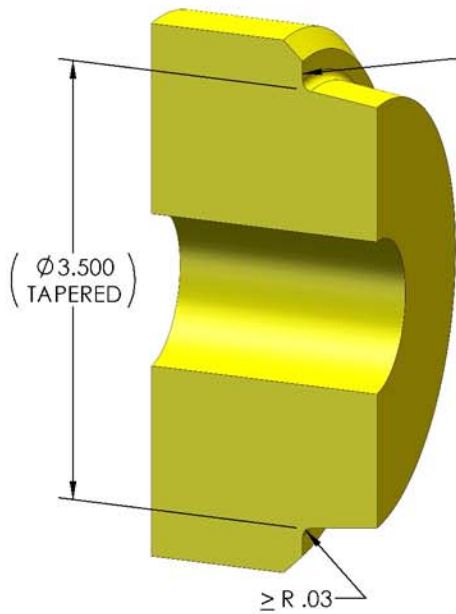
NOTES:

1. SHOULDER CONTACT FACE SHALL BE PLANE AND SQUARE WITH THE THREAD AXIS WITHIN .002.



**5 TPI, 3 TPF, V-040**  
PITCH TOLERANCE ±.0015 PER INCH

	D.M.S.	DECIMAL
INCLUDED TAPER ANGLE	14° 15' 0"	14.250°
1/2 TAPER ANGLE	7° 7' 30"	7.125°



**NOTICE:**  
GAGEMAKER, L.P. RESERVES THE RIGHT TO MAKE CHANGES IN SPECIFICATIONS WITHOUT NOTICE ON ANY AND ALL PARTS SHOWN AND NO RESPONSIBILITY IS ASSUMED BY GAGEMAKER, L.P. FOR MAINTAINING OR UPDATING THIS DRAWING. INFORMATION FURNISHED BY GAGEMAKER, L.P. IS BELIEVED TO BE ACCURATE AND RELIABLE; HOWEVER, NO RESPONSIBILITY IS ASSUMED BY GAGEMAKER, L.P. FOR ITS USE OR INACCURACIES.

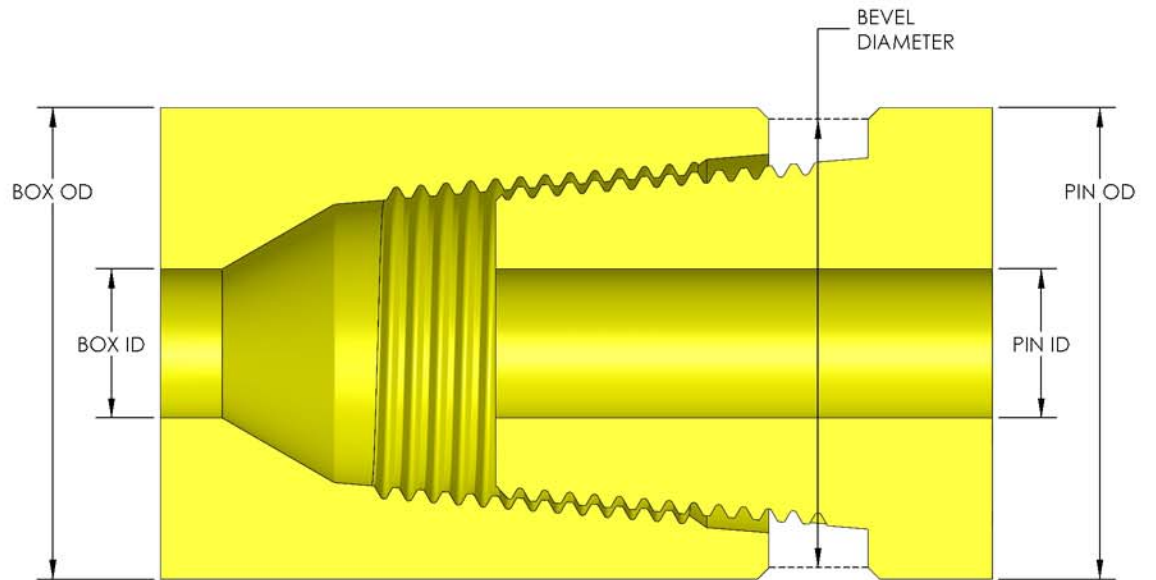
DRAWN: J. H. DUNTEN	DWG NO: 10-0-016
CKD: J. DOUGLAS	REV: --
DATE: DEC 2008	© GAGEMAKER, L.P. ALL RIGHTS RESERVED

3-1/2 API REGULAR

PIN STANDARD



BOX/PIN OD	BOX/PIN ID	BEVEL DIAMETER $\pm 0.016$
4.375	1.500	4.125
4.500	1.500	4.266



**NOTICE:**  
 GAGEMAKER, L.P. RESERVES THE RIGHT TO MAKE CHANGES IN SPECIFICATIONS WITHOUT NOTICE ON ANY AND ALL PARTS SHOWN AND NO RESPONSIBILITY IS ASSUMED BY GAGEMAKER, L.P. FOR MAINTAINING OR UPDATING THIS DRAWING. INFORMATION FURNISHED BY GAGEMAKER, L.P. IS BELIEVED TO BE ACCURATE AND RELIABLE; HOWEVER, NO RESPONSIBILITY IS ASSUMED BY GAGEMAKER, L.P. FOR ITS USE OR INACCURACIES.

DRAWN: J. H. DUNTEN	DWG NO: 10-1-099
CKD: J. DOUGLAS	REV: --
DATE: JAN 2010	© GAGEMAKER, L.P. ALL RIGHTS RESERVED

3-1/2 API REGULAR

PIN AND BOX BEVEL DIAMETER  
 BASED ON OD-ID COMBINATIONS

**GAGEMAKER**  
 P.O. BOX 87709  
 HOUSTON, TEXAS 77287