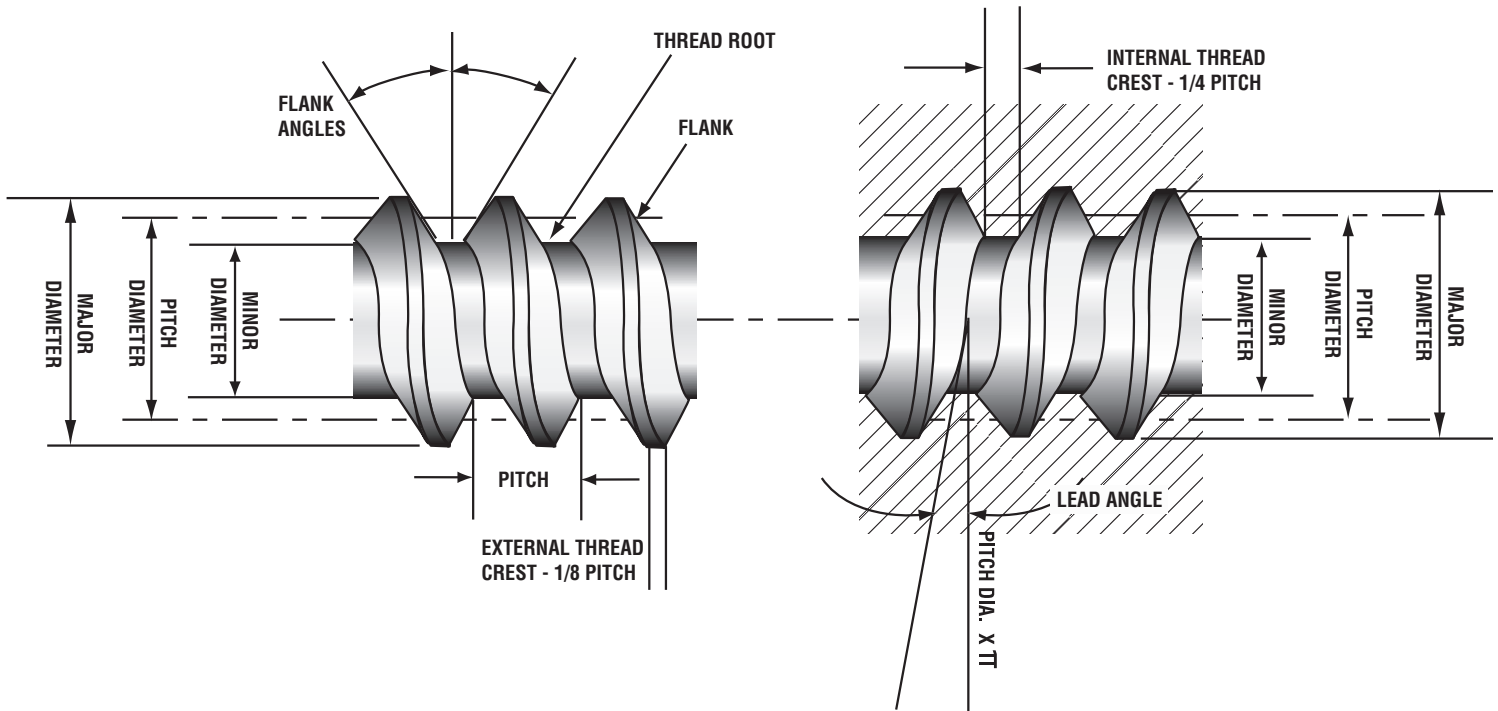
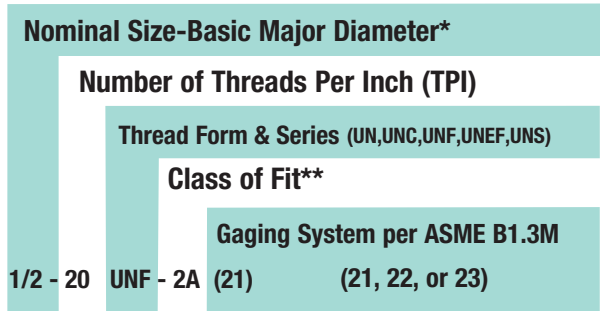


BASIC SCREW THREAD DESIGNATIONS

External and internal thread diagrams illustrate basic thread geometry.



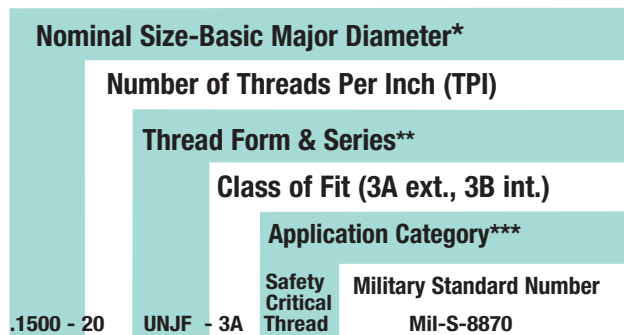
1. Unified Inch Screw Threads: per ASME B1.1 Federal Std. H28/2 Military Std. MIL-S-7742D



*Decimal or machine screw number.

**1A,2A, or 3A external (1B, 2B or 3B internal) or (SPL for specials).

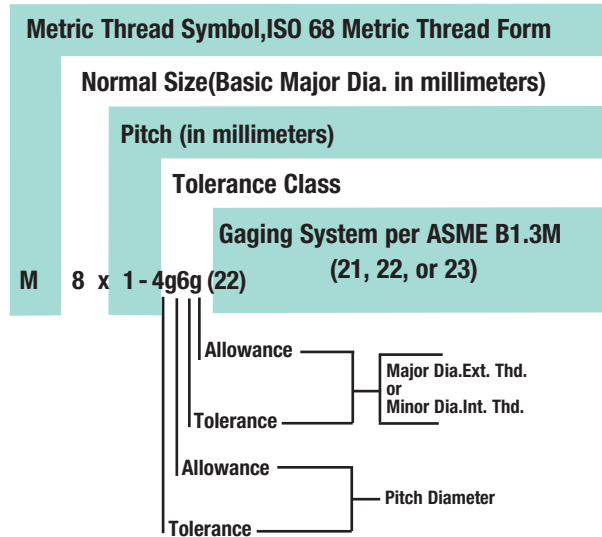
2. Inch "J" Series Screw Threads: per Military Std. MIL-S-8879C (25 July 1991)



*Expressed as a 4-place inch decimal ONLY.

**UNJ, UNJC, UNJF, UNEF, UNJS.

3. Metric Screw Threads: per ASME B1.13M Federal Std. H28/21



Standard Allowance Grades:

Internal Threads G and H shown as capital letter.

External Threads e, f, g and h shown as lower case letter.

Internal Tolerances Grades:

Internal Threads

Pitch and Minor Diameter 4, 5, 6, 7 and 8.

External Threads:

Pitch Diameter 3,4,5,6,7,8 and 9.

Major Diameter 4, 6 and 8.